




# Newsletter

**Summer Term                      28th May 2021**  
**[secretary@jennetts.bonitas.org.uk](mailto:secretary@jennetts.bonitas.org.uk)**

**John 10:10 Live life in all it's fullness**



**Dear Parents and Carers,**

**Again a huge thanks to all for your support and resilience in this half term. You are a fabulous community and make us smile every day. You can see from the photos in our bumper issue how much we are enjoying learning and being together!**



**Take one picture– A huge thank you to Mrs Sibley who has been organising and running this event behind the scenes. We hope you enjoy your canvas of artwork—canvas's were kindly donated by Daler Rowney.**

**Family support & Wellbeing Champion I am delighted to announce that Mrs Shelley Thorpe our new Family Support Worker has begun to work in school. She will make contact with those people who Mrs Greenwood had been working with initially but is here to support all parents in all your needs! If you would like a chance to have a 1:1 conversation and you think you won't be on the list do drop us an email via [secretary@](mailto:secretary@) or the [family support@](mailto:family support@) email addresses. A huge thank you to Mrs Fallis who has been stepping in as wellbeing champion for the past half term to help us.**

**Passion Projects—everyone has a gift or talent more details on page 3.**

**Stay well and stay safe.**

**Liz Savage Headteacher**

## **This week**

**Passion Projects Breakfast club**

**Canopic Jars Roman Day Pages for Parents Children's pages**

**St Francis and St Clare Attendance**

**Rainbow & Owl**

**Term Dates and upcoming dates Items needed**

# **Passion Project**

**What are you really interested in?**

**Helping you flourish and achieve  
under god's love**

**& To live life in all it's fullness**

**Read the letter from Mrs Savage [here](#)  
to all children and the two templates  
for your projects.**

**These are just ideas and you may  
wish to share your talent in a  
different way!**

# Breakfast Club

**[BOOK HERE](#) or via the sQuid App**

Thank you to all who answered our questionnaire. Your thoughts were really helpful. You commented that you would alongside having the staff who knew the children and were well trained :

- Like a range of activities including sports
- Did not mind if breakfast was served
- Wanted it priced lower per hour than existing charges
- Wanted to pay with Childcare vouchers if at all possible
- That you didn't want it open to children outside of school
- To have better flexibility and understanding of last minute changes ie not be charged a term at a time/ late charges/ cancellations for things out of your control
- For us to look after children younger than 5

We won't have all of these ready until our full running of clubs in September but gradually will introduce many of these elements.

We have modelled our future provision on the rooms style set up where children come to sign in have breakfast/ snack if they wish then go to different activities– craft/ reading/ art/ gardening/ soft play/ sports. This is obviously harder to run under full COVID restrictions so we won't introduce this fully until September.

We are delighted that Ms Whittington our HLTA will run this club and gradually we will employ more staff. Many London clubs host up to 150 children a day– the more come the wider the activities on offer to start the day with a chance to be better equipped for learning.

Jennett's Park Breakfast club started officially on Tuesday 4th May at JPCE. Our booking and payment system is up and running now. Book your places via sQuid by 3pm the day before. We have initially 8 spaces. This will grow. We will have a waiting list.

At the moment we are only placing for those aged 5 and above in Jennett's Park. We have decided to price the hourly session at £3 so a full session of 7:15—8:45 is £4.50.

Please send your child in with a snack as for the moment we won't be serving breakfast. We will look at a snack shop pricing in the new year.

## **Future changes**

- Stock and staff for each exciting new 'room' so eventually we can have as many wanting to come to begin the day as they wish.
- We will introduce later sports clubs running from 8am—8:45 for an energetic start to the day
- In the future we will introduce part session payments with prices paid for a later session.
- We will explore using childcare vouchers for payment (this is less flexible by design but we will try to be as understanding as possible)
- Explore how to staff for a younger room aged 3 and above.

Thank you for being so supportive of this change. If you would like to be part of the planning team for this or have any suggestions that didn't make it into the questionnaire let us know via [secretary@](mailto:secretary@)

# Canopic Jars

*Potty About Pots Workshop*

## Canopic Jars

By Ryleigh and Maddie



Last week, Year 5 created canopic jars as part of their Egyptian topic. These were used by the ancient Egyptians, to put peoples' organs in after they had died. First of all, we got some clay and had to smooth it out like a cup- we had to make sure there were no cracks! Then, we filled it with water. We had to decide on the animal of our choice and made a second cup, and put hieroglyphs on it. We decorated the second cup to look like our animal and even put ears on it!

Our favourite parts were making the accessories, like the ears and the faces

# Roman Day

On Tuesday 25<sup>th</sup> May Year 4 had a Roman day, they came to school dressed as Romans and carried out a range of exciting activities.

To start the day off they made Roman honey cookies, the children thoroughly enjoyed cracking the eggs into the bowl.

Throughout the day they made shields, marched in formation around the entire playground, before sitting down and enjoying a Roman banquet.



# Pages for Parents

[Questions to Ask Your Kid About Their Day](#)

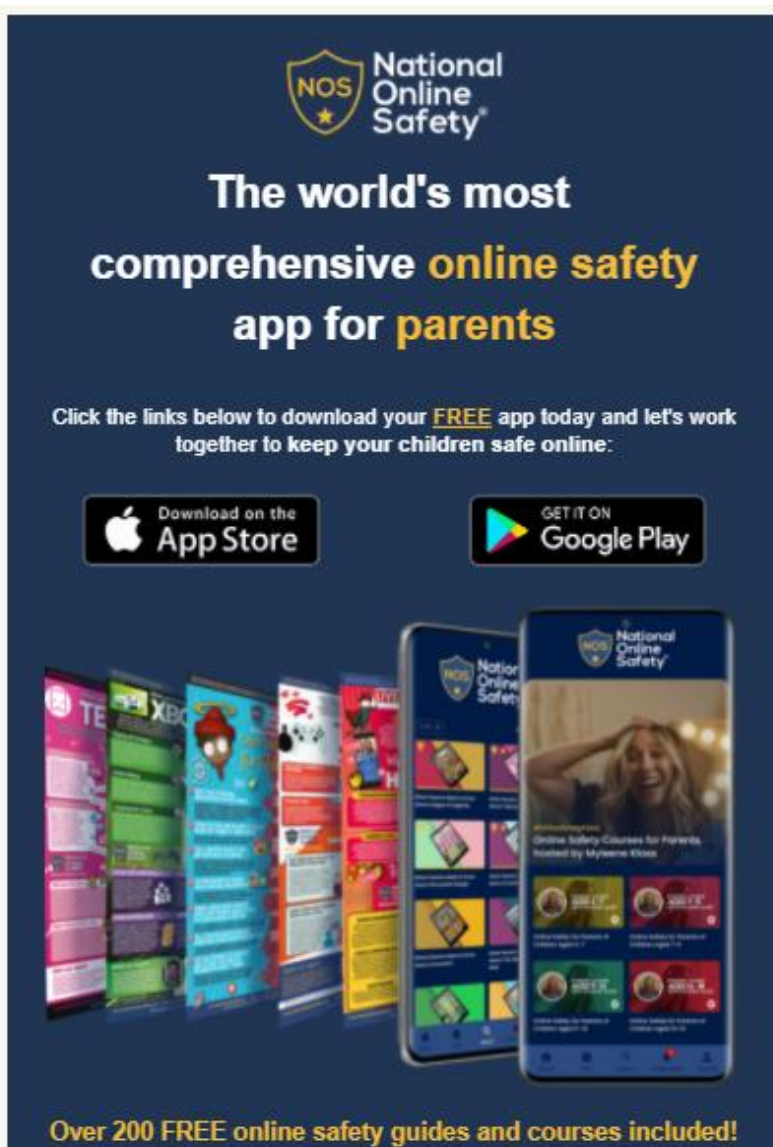
[A fabulous read!](#)

[| POPSUGAR UK Parenting](#)

We recommend you download the new  
**NOS app for parents**


[App store link](#)


[Google store link](#)

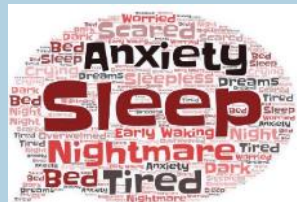



The advertisement for the National Online Safety (NOS) app features a dark blue background. At the top left is the NOS logo, which consists of a yellow shield with a star and the letters 'NOS' inside, followed by the text 'National Online Safety'. Below the logo, the text 'The world's most comprehensive **online safety** app for **parents**' is displayed in white and yellow. Underneath this, a line of text reads: 'Click the links below to download your **FREE** app today and let's work together to keep your children safe online:'. Below this text are two buttons: 'Download on the App Store' with the Apple logo and 'GET IT ON Google Play' with the Google Play logo. At the bottom, there is a row of five smartphones displaying different screens of the app, which includes various colorful icons and text. At the very bottom of the advertisement, the text 'Over 200 FREE online safety guides and courses included!' is written in yellow.

# Online Workshops

<u>Helping children to overcome anxious thoughts and worries</u>  <b>2 x 1-hour sessions looking at</b> Look what happens when children become anxious Look at the impact that COVID has had on children's mental health Look at some techniques for helping children deal with their fears and worries			
Anxiety Course P	Monday 21 <sup>st</sup> <b>and</b> 28 <sup>th</sup> June 2021	7 – 8 pm	15 spaces

<b>Managing Behaviour in a Positive Way</b> <b>2 x 1-hour sessions looking at</b> Gain an insight into your own parenting style Learn or revisit positive ways of managing behaviour Build on a positive relationship with your child The COVID impact on behaviour			
MB8	Thursday 10 <sup>th</sup> <b>and</b> 17 <sup>th</sup> June 2021	7 – 8 pm	1 space
MB 9	Wednesday 16 <sup>th</sup> <b>and</b> 23 <sup>rd</sup> June 2021	9.30 – 10.30	14 spaces

<u>Supporting Children to get a Healthy Night's Sleep</u>  <b>1-hour session looking at</b> How much sleep children and adults really need? Tips on how to get a good night's sleep. Help children develop good sleeping habits			
Sleep 4	Monday 14 <sup>th</sup> June 2021	7 – 8 pm	14 spaces

<b>Supporting Children to have a positive transition to senior school</b> <b>1-hour session for year 6 parents looking at</b> The best ways to support your child's transition How to ensure that your child is transition ready Identify ways to overcome worries and concerns			
Transition 1	Thursday 24 <sup>th</sup> June 2021	7 – 8 pm	16 spaces
Transition 2	Monday 28 <sup>th</sup> June 2021	9.30 – 10.30 am	16 spaces

You will be expected to attend **all sessions** of your chosen course which will be delivered via Zoom.

If you would like to book a space, would like to go a waiting list for future courses or have questions please email [your name, school and contact number to Inge.Taylor@bracknell-forest.gov.uk](mailto:your name, school and contact number to Inge.Taylor@bracknell-forest.gov.uk)



# Do you have a child aged 0 to 14?

(or 18 if disabled)

We invite you to complete a short survey about your childcare needs and your experience of accessing childcare in Bracknell Forest. Click on the link below to access the survey.

**<https://consult.bracknell-forest.gov.uk/kse/event/36205>**

The information you provide in the survey will inform future plans to provide high quality childcare places at the times and in the places that families need it.

# Pages for Children

[Create a National Book Token Design competition!](#) | [National Book Tokens](#) Throughout May and June, we encouraged children to create a fabulous National Book Token design to be in with the chance of returning to school with National Book Tokens for all! Whether it was their school crest doodled in ink, a pencil drawing of the entire class, or something completely different, we wanted to see it all! We chose one child's design to put on a National Book Tokens gift ...[www.nationalbooktokens.com](http://www.nationalbooktokens.com)

Six weekly winners throughout May and June will get their artwork made into up to 35 gift cards, each loaded with £10 to spend on brilliant books – that's one for you, and one for everyone else in your class! The closing date for entries is Sunday 13th June 2021.

[https://www.nationalbooktokens.com/create-a-national-book-token-for-your-class?](https://www.nationalbooktokens.com/create-a-national-book-token-for-your-class?utm_source=nbt&utm_medium=email&utm_content=create&utm_campaign=20210506_schools)

[utm\\_source=nbt&utm\\_medium=email&utm\\_content=create&utm\\_campaign=20210506\\_schools](https://www.nationalbooktokens.com/create-a-national-book-token-for-your-class?utm_source=nbt&utm_medium=email&utm_content=create&utm_campaign=20210506_schools)



We have received the offspring of this giant pumpkin! We hope the school can beat the record of 60.25Kg this one weighed...

Thank you everyone who donates us plants! Please make sure they are named though...



# JAC Sunflower Competition

£3.00

How big can you grow yours?

## Competition Details

1. Grow your sunflower from 31st May until 1st September (you can submit your max height sooner than this if needed)
2. Take a photo with the measurement next to it, showing your sunflower's max height & send it to [office@jacoutreach.org](mailto:office@jacoutreach.org) FAO: SUNSHINE
3. Results to be in by midnight 1st September.
4. Winners announced 10th September

## How to grow a Sunflower

1. Fill your pot 2/3 full of compost
2. Poke a hole in the centre with your finger or a stick
3. Pop 1 seed per pot into the hole
4. Cover over with more compost.
5. Give them a good drink of water.
6. Once big enough you can carefully transplant them to a bigger pot or in the ground.

## Some growing tips

- Be careful, as slugs and snails like to eat the new shoots. You may like to protect the seedlings by cutting the top off a plastic bottle and placing it over your seedlings.
- To get as much height as you can, it's best to transplant your seedling into the ground.
- You may need to support your sunflower as it grows.



## Want to do some more?

- You can create your own labels out of old yogurt pots or tubs. Cut out a marker with scissors (you may need to get an adult to help) and label it up with a pen, or even decorate it!
- Create your own growth chart. Can you keep track of how tall your sunflower is?

## Basic Information

Name: Common Sunflower  
Location and Habitat: Prairies and dry, open areas  
Scientific name: *Helianthus annuus*

## Facts on sunflowers

- Sunflowers are actually "sun followers" Their buds and blossoms start the day facing east and then follow the sun until it sets in the west.
- About six to eight hours of sunlight are needed for sunflowers to grow well. As if reaching for the skies, some sunflower plants can grow as tall as 16 feet!
- In some cultures, sunflowers are used for healing properties.
- U.S. astronaut Don Pettit brought sunflower seeds to outer space during his 2012 trip to the International Space Station.

## Win a lovely Gardeners Gift Set

Winner of the tallest sunflower announced 10th September

cucumber  
herbs  
runner beans

chilli  
aloe vera  
peas

Jennett's Plants

lettuce  
sunflowers  
tomatoes  
peppers

Year 6 have been  
growing lots of plants  
veg - fruit - flowers

Please visit our  
plant stall every  
Thursday  
after school outside  
the Year 6 classroom

Prices start at 30p

# THE PUZZLE SHOP

## 206 Fun & Educational Ideas For the Whole Family!

Playground Wednesday  
9th and Thursday 10th June

2.555- 3:20

# LOCATION



Bring this voucher to the  
puzzle shop and claim  
your free Thinkathon  
Book with any purchase  
over £5.00!



the  
Happy  
Puzzle  
Company

**Creating  
happiness,  
one puzzle  
at a time**



**puzzlechallengedays**



## happypuzzle

## happypuzzle



## [St Francis & St Clare Church of England | Jennett's Park](#)

These will again be a cafe style service. Tables will be socially distanced and each one can have a family or bubble seated. All adults must wear masks. We shall be serving refreshments from 11:00 a.m. but everyone must be seated by 11:30 for the start of the service. **Anyone arriving after this time will not be able to gain access.** Please fill up the tables from the front, use the hand sanitiser by the front and login to the venue using the Covid App and QR code.

Communion will be in one kind, the host (bread), with no communal cup. Singing is still not allowed but songs will be shown on the screen.

Reverend Carol is on holiday for 2 weeks so this week we are joined by Rev Roy and will be celebrating Trinity. The reading is from John 3 (attached)

The following week we shall be celebrating Corpus Christi and Father Guy will be joining us. The reading is from John 6 (attached).

As Reverend Carol is away we cannot run the service without help setting up. If you are able to volunteer to turn up at 10:30 on Sunday then please confirm by sending us your name.

The following week I will not be able to be at the service, this will leave Lynn on her own so we not only need help setting up but also someone to set-up and run the tech. If you can help please contact me so I can ensure you are trained in this. If we do not have volunteers **then the service will have to be cancelled.**

**All surveys must be returned by this Sunday.**

See you on Sunday

Nick



## Attendance

Attendance should be 96% or above. Please note, the school will not authorise leave unless under exceptional circumstances if a child is over 5 years and therefore of statutory school age. Attendance policy [here](#)

### Absences

All absences should be reported by telephone or email before 9.30am.

Thank you.

Class	Attendance %
Robins	97.4
Woodpeckers	97.1
Whinchats	94.7
Stonechats	95.7
Canaries	98.9
Yellowhammers	96.8
Greenjays	97.3
Parakeets	96
Kingfisher	96.7
Macaws	95.3
Mockingbird	96.9
Peacock	98.3
Sabrewing	90
Sunbirds	95.4

# Outstanding Owl and Rainbow

## Promise Learners



Each week children are chosen for showing Owl learning behaviours or following our Rainbow Promise.

Our Rainbow Promise underpins everything we do at school. Just as the Rainbow was a sign of God's promise to Noah that from that moment God would enable Noah and the people of the earth to flourish and experience life in all its fullness. So as a school community we promise to do our best to enable all the pupils and adults of our school to flourish academically and professionally so that they might reach their potential.



The Rainbow is also a symbol of the diversity of our school community, but as a church school we recognise that we are all created and valued by God, and so as a school community we commit to care for and value each other.

The dove symbolises our need to persevere in some aspects of life as it is not always the first time we find success. It was not the first time that Noah had tried to find dry land and so we much seek strength within ourselves and from God to achieve.



**These are our Values we try to live each day**

☺ *Forgiveness*

♥ *Love*

☺ *Patience*

💎 *Honesty*



*Support*

👤 *Respect*

😊 *Kindness & Joy*

☮ *Peace*

### **Our Owl Learning Behaviours:**

C - Collaboration

O - Optimism

P - Perseverance


P - Pride

I - Inspiration

C - Challenge

MD - Managing Distractions





Our Rainbow Moments  
this week are . . .

Our Owl Learners this  
week are . . .

<b>Robins</b>	Charlie
<b>Woodpeckers</b>	Evie
<b>Stonechats</b>	Oscar
<b>Whinchats</b>	Stanley
<b>Canaries</b>	Shravya
<b>Yellowhammers</b>	Dolly
<b>Greenjays</b>	Jack
<b>Parakeets</b>	Connie
<b>Kingfishers</b>	Russell
<b>Macaws</b>	Max E
<b>Mockingbirds</b>	Georgia
<b>Peacocks</b>	Lewis
<b>Sabrewings</b>	Ellie
<b>Sunbirds</b>	Holly H

<b>Robins</b>	Alexa
<b>Woodpeckers</b>	Emily
<b>Stonechats</b>	Whole class
<b>Whinchats</b>	Elsie
<b>Canaries</b>	Albert
<b>Yellowhammers</b>	Beaux
<b>Greenjays</b>	Whole class
<b>Parakeets</b>	Whole class
<b>Kingfishers</b>	Summer
<b>Macaws</b>	Emily G & Martha
<b>Mockingbirds</b>	Mateusz
<b>Peacocks</b>	Austin
<b>Sabrewings</b>	Ethan
<b>Sunbirds</b>	Josh

# Dates for your Diary— **New = Blue**

Monday 31st May to Friday 4th June 2021	<b>HALF TERM</b>
Monday 7th June 2021	Children return to school
Tuesday 8th June 2021	Y3 rescheduled Dinosaur Workshop
Wednesday 9th June 2021	Puzzle Day
Thursday 10th June 2021	Puzzle Day
Thursday 17th June 2021	Ready for Life Day - Year 6
Friday 18th June 2021	M & M production—Treasure Island CHILDREN COME IN DRESSED AS PIRATES Y6 20p Fayre
Monday 21st June 2021	International Week  Felt Making workshop MTW  Lucky Moyo Music for change coming to school all week
Tuesday 22nd June 2021	Scholastic Book fair delivered  Windrush DAY
Friday 25th June	Celebrations at end of International Week  CHILDREN COME IN DRESSED IN COLOURS TO SHOW NATIONAL HERITAGE EG GERMANY RED/ GOLD / BLACK , CANADIAN RED AND WHITE  Y6 Sleepover
Wednesday 30th July	Bracknell Transition days for secondary <b>Moving Up morning—chance to meet new teachers</b>
Thursday 1st July	Bracknell Transition days for secondary
Friday 2nd July 2021	PTA Fair Reports go Home
Tuesday 6th July 2021	Sports Day
Wednesday 7th July	<b>Open Evening 5pm to 6:30 all welcome</b>
Thursday 8th July 2021	Sports Day Reserve Day
Tuesday 13th July 2021	Yr 6 Summer Performance  Darcy Taylor makes large scale art project in school
Thursday 15th July 2021	Yr 6 Summer Performance -
Friday 16th July 2021	Yr 6 Leavers Service - 9.30 am Virtual
Monday 19th July 2021	Grand Day In - Whole School Picnic 10th Anniversary
Tuesday 20th July 2021	<b>TERM ENDS - 1.30pm</b>

## Term Dates 2021 2022

### Autumn Term 2021

Professional Train- Wednesday 1st September 2021 Day 1

Start of Term Thursday 2nd September 2021 Children return

Half Term Monday 25th October – Friday 29<sup>th</sup> October 2021

End of Term Friday 17th December 2021 end 1:30

### Spring Term 2022

Professional Train- Tuesday 4th January 2022 Day 2

Start of Term Wednesday 5th January 2022

Half Term Monday 14th February – Friday 18th February 2022

End of Term Friday 1<sup>st</sup> April 2022 end 1:30

### Summer Term 2022

Professional Train- Tuesday 19th April 2022 Day 3

Start of Term Wednesday 20<sup>th</sup> April 2022

Half Term Monday 30th May – Friday 3rd June 2022

End of Term Wednesday 20<sup>th</sup> July end 1:30

The late May bank holiday will be moved to Thursday 2 June 2022 and an additional Jubilee bank holiday will be on Friday 3 June 2022.

## Term Dates 2022-23

### Autumn Term 2022

Professional Training Thursday 1st September 2022 Day 1  
Days

Friday 2<sup>nd</sup> September 2022 Day 2

Start of Term Monday 5<sup>th</sup> September 2022

Children return

Half Term Monday 24th October - Friday 28<sup>th</sup> October 2022

End of Term Friday 16th December 2022 1:30 pm

### Spring Term 2023

Professional Training Tuesday 3rd January 2023  
Day

Day 3

Start of Term Wednesday 4<sup>th</sup> January 2023

Half Term Monday 13th February - Friday 17th February 2023

End of Term Friday 31<sup>st</sup> March 2023 1:30 pm

(Good Friday 7th April 2023; Easter Monday 10th April 2023)

### Summer Term 2023

Start of Term Monday 17th April 2023

Children return

Half Term May Bank Holidays 1st and 29th May 2023

Monday 29th May to Friday 2nd June 2023

End of Term Wednesday 19<sup>th</sup> July 1:30 pm 2023

Professional Training Day 4 & 5 (taken as TOIL)  
Day

Thursday 20th July 2023

Friday 21<sup>st</sup> July 2023

# Items we love receiving at JPCE

Deliver to the drop off table at  
front of school

## Item

Plastic Bottle ends for yearly Remembrance  
display

Puppets/ Dressing up clothes

Lego

Storage boxes/ trolleys

Labelled plants, bulbs and seedlings for around school

Prams

Clean Toys

Bottle tops– We love making art with them !

