




Newsletter

Summer Term 24th June 2022
secretary@jennetts.bonitas.org.uk

John 10:10 Live life in all its fullness



Dear Parents and Carers,

YEARLY QUESTIONNAIRE— as we come to the end of another year we'd love to hear your thoughts:

<https://forms.office.com/r/mukmQ0BdWQ>



Sports Day Thursday 30th Attempt 1

We welcome you back onsite for Sports Day this year—10am start. We ask you to remain out of the penned inner area (this is marked by flags and cones so that all can be safe and manage activities. Do please take photos of YOUR child but do not post on social media (you never know what others wish for their child's image). We will let you know early on the day (by 7:30 latest) if it is NOT going ahead but drizzle never daunts us! Come in kit with a water bottle and sun cap and cream already applied! There is a dad's and mum's race at the end and, if any are willing, the offer of a tug of war. EYFS please read your Tapestry update. We apologise in advance to neighbours for the noise.

We would also love to invite you to stay for a picnic lunch after the events. We will be on the field from 10:15-1pm. Please come along to enjoy an amazing day with lots of events and bring a blanket and food along to sit with the classes and have your lunch. The children will need to have a packed lunch or order a special school lunch (fish and chips) as normal.

Staffing

We say a fond farewell to a few staff at the end of the year. Mrs Rockey LSA, Mr Henry (Ogunyode) LSA, Mrs Theaker Teacher, Miss Morley Office and Mr Ahmed site will be moving on from JPCE. We wish you all well in your new roles and pursuits. Thank you for all your help. Our updated staff list is here. [School Staff | Jennett's Park \(bonitas.org.uk\)](https://www.bonitas.org.uk/SchoolStaff/Jennett'sPark)

Open Evening

You are all invited to meet new class teachers and say hello to current teachers on the evening of Wednesday 6th July 5:00– 6:30—Details on page 3

See you on the gate, Liz Savage, *Headteacher*

This week

Welcome Open Evening

Parent Support

Rainbow and Owl

Open Evening

Wednesday 6th July.

5-6:30

We will have had a day meeting new teachers in school. Come say hello with your family to say hello to your current teacher or your next teacher in their classes. All are welcome.

What Parents & Carers Need to Know about VIRTUAL REALITY

Virtual reality (VR for short) has existed for decades, but it's only in the last 10 years that the technology has really become publicly available. With VR's rapid rise as a gaming and educational medium, there are plenty of unknowns regarding its use – for adults and children alike. Is it safe? How long should someone use VR for? How expensive is it? What's clear is that VR is becoming ever more ubiquitous in everyday life: from companies using it for training to at-home fitness. Knowing what the technology is capable of is more useful than ever.

WHAT ARE THE RISKS?

PREMATURE EXPOSURE

13+

While VR has already found its way into schools worldwide – allowing teachers to take their class on digital field trips – most manufacturers advise an age restriction of 13. This safeguard is based on the idea that children's brains, eyes and bodies are still developing. With the technology still in its infancy, not enough research has been conducted as to how VR affects children in the longer term.

EYE STRAIN

One of the main worries about VR is that essentially having TV screens so close to your eyes could harm them with prolonged use. Lenses inside each headset have been specifically designed to trick the human eye into focusing to infinity (just as they would in the real world) to mitigate possible eye strain. Even so, longer VR sessions should be limited to adults only.

PHYSICAL ACCIDENTS

When used correctly, VR isn't dangerous as there are safety features built in. A common concern is that a child wearing a headset could bump into real-world objects while playing – so creating a clear, tidy gaming space is essential. Headsets also come with 'Guardian' or digital barrier systems that can be set up beforehand, indicating where walls and furniture are located so nobody trips over and hurts themselves.

SOCIAL VR

VR is more immersive than normal gaming and makes players feel very present in the moment. There are additional online safety fears, therefore, relating to trolling and abusive comments as players engage with each other in social VR spaces. Personal information shouldn't be given out and privacy and safety controls (who can see your real name, for example) need to be activated where possible.

MOTION SICKNESS

Children who are prone to travel sickness might encounter what's known as 'simulator sickness'. This is nausea caused by the eyes seeing images which tell the brain that the person is moving, while the rest of the body knows it is stationary. Most apps have features to reduce this discomfort, while some games simply don't feature locomotion to make for a more comfortable experience.

VIOLENT CONTENT

Among the growing range of VR games and apps, not all of them are appropriate for young players. Violent content can be far more visceral and disturbing in VR, so it's important to consider the age and maturity of your child before giving them access to this type of gameplay. As the majority of VR content is digital, online store access is easy – so careful curation is advised.

Advice for Parents & Carers

START OFF SLOWLY

Just like regular video games, if your child wants to try VR the best way to reduce risks is moderation. Keep their VR sessions to short stints – and for young adults new to the technology, build up their usage time gradually to let them get acquainted with it. If they feel any discomfort, remove the headset and try again at a later point.

NO SURPRISES

It's easy to get lost in the moment in VR – and possibly forget where you might be standing in the real world. A minimum 2m x 2m play area is recommended, with no plant pots or other delicate objects within reach of flailing arms. Take pets into account, too: don't let the cat or dog walk into the room, for example, because a VR player won't see them and could certainly trip. A child is far more likely to get over-enthusiastic in VR, posing a risk to themselves and anything in their path.

KEEP A WATCHING BRIEF

It may seem that a VR player is in their own world, but all VR headsets allow external viewing via a linked monitor or mobile phone. This is the best way to ensure whatever a child is playing is appropriate. More VR supervision tools are on the way, such as securing specific apps behind unlock patterns or sending an approval notification to the parent if their child wants to purchase a game.

ANTI-NAUSEA OPTIONS

It's wise to get used to VR while comfortably seated and progress to standing or 'room-scale' VR (where players physically walk around an area) later. Look at the in-app options first: switching between seated and standing adjusts the player's height, while a vignette or 'tunnel' darkens the peripheral vision to reduce nausea. Teleportation Mode and Snap Turning are also important options for enhancing comfort.

RESEARCH CONTENT

There will be information online about most games and apps, explaining what type of experience they provide. They'll list age ratings indicating how violent the gameplay might be; comfort, so you'll know the intensity of the experience; and how much access the game requires to personal information or features like the built-in microphone.

Meet Our Expert

Peter Graham is the editor at XR (extended reality) and Web3 specialist site gmw3.com and has been writing about VR, augmented reality and the immersive tech industry for more than seven years. He's served as a panel speaker and a judge at awards events and game hackathons.



National Online Safety®

#WakeUpWednesday

Source: gmw3.com | nons.org



www.nationalonlinesafety.com



@natonlinesafety



/NationalOnlineSafety



@nationalonlinesafety

Users of this guide do so at their own discretion. No liability is entered into. Current as of the date of release: 08.06.2022



Don't face it alone

#SpeakOutAboutBullying

Communicating with your child about online safety

As a parent/carer of a young person, it can be challenging to keep up to date with the apps, social media and games that are popular amongst young people, but we mustn't shy away from their experience of the online world.

Discussing and learning together is the only way to keep everyone safe and informed. Here are our top tips for effective dialogue with your child:

Encourage open dialogue

Young people are the experts on what apps, social media and games are popular. It is likely that they know more than parents/carers and teachers about the ever-changing, often perplexing, online world. It is therefore important to check in with them regularly to ask about what apps they're using, what the main features are and the online safety tools available.

It is common for us to influence their experiences of technology with our own, which may be negative and very different from the current reality. Sometimes this is needed as we try to protect our young people from being exposed to uncomfortable or dangerous situations. However, honest and open discussions are key to building trust. Try to understand how they feel and what they know, and keep the conversation going, being curious, calm and non-judgemental. This way, they are more likely to come to you if they do have any worries.



Do your research

Aim to keep up to date with the online world yourself. Download the apps, research the privacy settings, find out if there are any features they should disable, and talk to other parents about their experiences. Your child's school can also be a great source of information, particularly the class teacher and the Designated Safeguarding Lead.

For example, they should know never to share personal details such as their full name or address online. They should understand that once you post something, you lose control of it, especially if someone else screenshots or shares it.

Share the principles of online safety

Across apps, many principles of online safety are the same so you can make sure that your child has a good awareness of these principles to support their safety on any app or social media they use.

Why not create an online safety family agreement? Remember you should also be a good digital role model by following the advice that you give them.



Parent Support Workshops




To book a space please email [your name, school and contact number to Inge.Taylor@bracknell-forest.gov.uk](mailto:your.name.school.and.contact.number.to@bracknell-forest.gov.uk)

Your chosen course which will be delivered face to face at the **Bracknell Open Learning Centre**. You will be asked to complete an enrolment form prior to the start of the session and to follow COVID guidelines. Your place at the session will be confirmed prior to the course and if the paperwork is not completed your space will be offered to someone else.

Support Children Workshops

To book a space please email your name, school and contact number to Inge.Taylor@bracknell-forest.gov.uk

Course are for adults supporting children not the children themselves.

Helping children to overcome anxious thoughts and worries A 2-hour session looking at <ul style="list-style-type: none"> • What happens when children become anxious • The impact that COVID has had on children's mental health • Techniques for helping children deal with their fears / worries 		
Anxiety Z 8 spaces	Wednesday 6th July 2022 @ Bracknell Open Learning Centre	6.30 – 8.30
Supporting Children to get a Healthy Night's Sleep A 2-hour session looking at <ul style="list-style-type: none"> • The different sleep issues facing our families • Tips on how to get a good night's sleep. • Help children develop good sleeping habits 		
Sleep Course 10 spaces	Tuesday 5th July 2022 @ Bracknell Open Learning Centre	6.30 – 8.30
Please email me if you would like me to add your name to the waiting list for any of the following courses. <ul style="list-style-type: none"> • <i>Managing Behaviour in a Positive Way</i> • <i>Managing pre-teen and early-teen Behaviour in a Positive Way (new course)</i> • <i>Reducing Sibling Rivalry</i> • <i>Single Parent, Separated and Blended families – supporting children to cope with different family dynamics. (New course)</i> 		

Your chosen course which will be delivered face to face at the **Bracknell Open Learning Centre**. You will be asked to complete an enrolment form prior to the start of the session. Your place at the session will be confirmed prior to the course and if the paperwork is not completed your space will be offered to someone else.

Ways you can get involved

	What	When	Who to contact
PTA	Attending our planning meetings or giving of time or donations to fundraising events	See PTA pages	Email - jennettsparkpta@gmail.com Facebook* - jennettsparkpta
Class Assemblies	A chance to see what is going on in school	List on dates at back	Secretary@ and class teachers
Volunteering in school	Reading, craft, cooking, maths support	1 hour or more per week	Miss Szadowski via secretary@ email
Parents Forum and Coffee Mornings	Chance to meet parents and have informal chats on different themes	See dates on flyer	Shelley Thorpe Family Support Worker via familysupport@ or secretary@ email
Donate items	Any items on donation table—see final pages	Drop off any time	secretary@ or catch staff on the gates for what we need



COFFEE MORNING

COME AND JOIN US FOR COFFEE AND
BISCUITS AND A GOOD CHAT OVER A HOT
BREW!

THIS IS A GREAT OPPORTUNITY TO MEET
OUR FAMILY SUPPORT ADVISOR SHELLEY
THORPE AND MEET OTHER PARENTS AT THE
SCHOOL

UPCOMING DATES

~~Thurs 26th May 9-10.30am~~


~~Tues 21st June 2-3.15pm~~

Thurs 7th July 2-3.15pm

Pages for Children



Our Rainbow Moments this week



Our Owl Learners this week

Robins	Mason
Woodpeckers	Whole class
Stonechats	Ariana
Whinchats	Erica
Canaries	William
Yellowham- mers	Jessica
Greenjays	Milla
Parakeets	Amyah & Josh
Kingfishers	Ellie
Macaws	Maya & James
Mockingbirds	Beth
Peacocks	Sean
Sabrewings	TBA
Sunbirds	TBA

Robins	Flynn
Woodpeckers	Whole class
Stonechats	Harrison
Whinchats	Tommy
Canaries	Jacob-James & Suhani
Yellowham- mers	Taylor & Maisy
Greenjays	Cassie
Parakeets	Megan
Kingfishers	Ella
Macaws	Mia
Mockingbirds	Diana
Peacocks	Ted
Sabrewings	TBA
Sunbirds	TBA

Outstanding Owl and Rainbow Promise Learners



Each week children are chosen for showing Owl learning behaviours or following our Rainbow Promise.

Our Rainbow Promise underpins everything we do at school. Just as the Rainbow was a sign of God's promise to Noah that from that moment God would enable Noah and the people of the earth to flourish and experience life in all its fullness. So as a school community we promise to do our best to enable all the pupils and adults of our school to flourish academically and professionally so that they might reach their potential.


The Rainbow is also a symbol of the diversity of our school community, but as a church school we recognise that we are all created and valued by God, and so as a school community we commit to care for and value each other.



The dove symbolises our need to persevere in some aspects of life as it is not always the first time we find success. It was not the first time that Noah had tried to find dry land and so we much seek strength within ourselves and from God to achieve.



These are our Values we try to live each day

 *Forgiveness*

 *Love*

 *Patience*

 *Honesty*

 *Support*

 *Respect*

 *Kindness & Joy*

 *Peace*

Our Owl Learning Behaviours:

C - Collaboration

O - Optimism

P - Perseverance

P - Pride

I - Inspiration

C - Challenge

MD - Managing Distractions



Term dates 21/22 and 22/23

Term Dates 2021 2022

End of term Nursery	Friday 15th July
End of Term YR– Y6	Wednesday 20 th July end 1:30

Term Dates 2022-23

Autumn Term 2022

Professional Training Days	Thursday 1st September 2022 Day 1 / Friday 2 nd September 2022 Day 2
Start of Term	Monday 5 th September 2022 Children return
Half Term	Monday 24 th October - Friday 28 th October 2022
End of term Nursery	Thursday 15th December
End of Term	Friday 16th December 2022 1:30 pm

Spring Term 2023

Professional Training Day	Tuesday 3rd January 2023 Day 3
Start of Term	Wednesday 4 th January 2023
Half Term	Monday 13th February - Friday 17th February 2023
End of term Nursery	Thursday 30th March
End of Term	Friday 31 st March 2023 1:30 pm (Good Friday 7th April 2023; Easter Monday 10th April 2023)

Summer Term 2023

Start of Term	Monday 17th April 2023—Children return
Half Term	May Bank Holidays 1st and 29th May 2023 Monday 29th May to Friday 2nd June 2023
End of term Nursery	Friday 14th July
End of Term	Wednesday 19 th July 1:30 pm 2023

Term dates 23/24

Term Dates 2023-24

Autumn Term 2023

Professional Training Days
Friday 1st September 2023 Day 1
Monday 4th September 2023 Day 2

Start of Term
Tuesday 5th September 2023

Children return

Half Term
Monday 23rd October to Friday 27th October 2023

End of Term Nursery
Thursday 14th December 2023

End of Term
Friday 15th December 2023 1:30pm

Spring Term 2024

Professional Training Day
Tuesday 2nd January 2024 Day 3

Start of Term
Wednesday 3rd January 2024

Half Term
Monday 12th February to Friday 16th February 2024

End of Term Nursery
Thursday 17th March 2024

End of Term
Thursday 28th March 2024 1:30 pm

(Good Friday 29 March 2024; Easter Monday 1st April 2024)

Summer Term 2024

Start of Term
Monday 15th April 2024

Half Term
May Bank Holidays 6th and 27th May 2024

Monday 27th May to Friday 31st May 2024

End of Term Nursery
Wednesday 17th July 2024

End of Term
Friday 19th July 2024 1:30pm

Professional Training Day
Monday 22nd July 2024

Tuesday 23rd July 2024

Day 4 & 5 (taken as staffs TOIL)

Upcoming Dates for your Diary

Wednesday 29th June	EYFS Sports Day -Attempt 1
Thursday 30th June	KS1 & KS2 Sports day-Attempt 1
Friday 1st July	Reports out Plastic free month starts– details tbc
Wednesday 6th July	Moving up morning Open Evening 5pm-7pm EYFS Sports day-Attempt 2
Thursday 7th July	KS1&KS2 Sports Day—Attempt 2 Year 3 Class Assembly 9am
Monday 11th July	Enchanted Glass to work with Y6 Back up sport day this week attempt 3
Tuesday 12th July	Y5/6 Production 5–6:30
Wednesday 13th July	Reception Class Assembly 9am
Thursday 14th July	Y5/6 Production 6-7:30 Nursery's Stay and Play date: Thursday 14th July.
Tuesday 19th July	Grand day in
Wed 20th July	End of Term YR– Y6 1.30pm



[St Francis & St Clare](#)
[Church of England |](#)
[Jennett's Park](#)

Dear All

This week is the second Sunday of Trinity. We continue with our cafe style church. Please arrive from 11:00 if you would like refreshments and the service starts at 11:30. If you can help set up then please arrive at 10:30.

Reverend Carol will be with us as so there will be Communion and the common cup will be offered.

As Lynn will not be with us any help with setting up would be appreciated from 10:30.

School signing for entry to Ranelagh and Saint Michael's is at the end of the service for those who have attended.

See you on Sunday,

Nic

Donation Station

DONATIONS REQUEST!

For our Art lessons we can get really messy! So, we would love donations of no longer loved shirts. Ideally these would be an adult size small or medium. Reception are also on the hunt for Small World People, ideally Duplo please.

Many thanks in advance.



Items Any time

Items for food/ family donations—long life preferably

Clean Uniform

Sports

Puppets/ Dressing up clothes

Clean Toys and games

Lego

Storage boxes/ trolleys—we love being tidy